

General information for the Cenon range:

This piece of furniture was manufactured according to traditional methods out of solid kikar wood kikar veneer and MDF lacquered parts. Kikar wood is a particularly durable kind of foliage wood, which has had an age-long appeal in our interiors. In Particular, the thin grain, the flame design and the varied colour shades provide the furniture with a sound and warm appearance. The piece of furniture has been hand-made specifically to give it an authentic 'used' look. Sides and corners have been rounded and the surface is slightly bowed and irregular so a handcrafted effect is created. This treatment emphasizes the unique character of the piece. These special manual treatments make the furniture unique and can result in slight variations in size and/or colour between the pieces.

Characteristics fro the Cenon line:

Your furniture, especially the wood parts will obtain after some time under the influence of light, its warm color and natural glow. Newly purchased furniture will therefore vary in color with any existing furniture (or showroom items) and will only change in color in due time.

The wood, used for your furniture, is a unique product of nature that in the country of origin, after careful selection, is processed in a traditional way. Its characteristics are unique in every way: not one piece of wood is equal in shape, structure or colour. That is why variations in colour shade are inevitable within each piece of furniture. Wind cracks, hairline cracks, roughness and the presence of big and small knots are the result of years of growth and originality. Colour differences in comparison to showroom models are therefore to be expected. A color treatment for the wood parts was applied to the furniture, the so called "smoking" of the wood, using the natural wood juices in combination with high temperatures. This appearance / shade is the result of the varying concentration of the juices. The color mix is unique and will vary from piece to piece within this furniture range. Your untreated piece of furniture shows all the characteristics of the wood in the most natural appearance. Your piece of furniture doesn't have any finish/protection on the parts with wood. MDF parts have a lacquer finish. You are able to remove a stain on the unprotected/unfinished wood with fine sandpaper (K240/K230) in the direction of the grain. If you wish to use a special maintenance product for matt lacquered MDF or for the wooden parts, you best get in touch with your dealer regarding this information.

Maintenance of Cenon range:

For normal maintenance of your piece of furniture always use a soft cloth. When necessary you can use a damp cloth to clean the furniture. Afterwards always dry the furniture with another cloth. The wood parts on your piece of furniture can be treated with teakfix. Due to this the treatment your furniture preserves it's natural appearance, but protection is limited against absorbing moisture. To maintain the appearance of the furniture, it is very important that you treat the furniture twice or three times a year with teak fix from the company Oranje. The surface of the furniture has to be cleaned with wood cleaner from the company Oranje before you start with the teak fix treatment. First try on a less visible place/spot. Consult in this case first with your store for the correct product maintenance. Please take in account that wood characteristics like wood structure and colour shading will be accentuated by the treatment with oil or wax.

Recommendations for Cenon range:

- Wood expands and shrinks under the influence of air humidity, the so-called "working of the wood". In order to prevent excessive shrinking and expanding of the wood, the air humidity should ideally be kept between 40% and 60%. Especially in the colder months the indoor air humidity decreases due to decreased ventilation and central heating. Therefore we advise you to fit your central heating radiators with filled water reservoirs.
- It is normal that through the working of wood discolored edges are visible on the side panels and tops. This is a direct result of the construction of the furniture and cannot be avoided. To fix/correct these discolored edges to the original color, you can contact the store to request a correction marker.
- To prevent unnecessary pressure on the connections of the furniture, please place the

furniture on an even surface.

- Do not put the furniture near a heat source or in direct sunlight.
- We advise you not to put the furniture in the direct surroundings of an air-conditioning unit.
- When moving the furniture, it is advisable to empty units before lifting them. Dragging could cause damage to both furniture and floor.
- We advise you to use coasters/mats without plasticizers beneath hot pans, plates and glassware to protect the surface of the furniture. Plasticizers can cause damage to lacquered and wooden parts.
- Any spillages should be removed immediately with a dry cloth or tissue till the surface is dry.
- It is advisable to move any surface decoration, especially for the first year to prevent local dis colouring.
- It is advisable to protect the surface of the furniture when writing, drawing etc. to prevent possible damage.
- To prevent damage to floors, the bottom of the legs must be provided with felt or plastic caps.
- It is possible that the characteristic smell of the wood may be noticeable for a while, especially in the first weeks. Additional ventilation can speed-up the process.
- Please note that our furniture is guaranteed for indoor domestic use only.

Specific recommendations for chests of Cenon range:

- If the chest doors are equipped with 'magnet catchers', they can usually be adjusted in order to facilitate opening the doors.
- We urgently recommend installing some type of 'fall' protection for all tall furniture for reasons of safety. This will prevent the furniture from tilting and/or falling forward. This can be done by installing 1 or 2 brackets above the furniture piece (available at any home improvement centre) by mounting them with a plug and screw of sufficient size onto the wall. Make sure to pre-drill the wood to prevent splitting.
- If your cabinet doors are made of solid wood, extreme fluctuations in humidity levels might cause them to warp slightly. If this happens, we recommend leaving the doors open for a while. As the humidity level stabilizes, they will return to their original shape.

Standard weight indication (if needed): for equal weight (loads):

- Maximum allowable weight for wood shelves is 20 kg.
- Maximum allowable weight for glass shelves is 10 kg.
- Maximum allowable weight per drawer is 10 kg.
- Maximum weight for laptop table is 5 kg.
- Maximum weight for small side table is 3 kg.



Table top is manually sandblasted to create a natural structure. As its manually done it can differ in density per table .



Sapwood is allowed , as wood grain continues, the 2 doors must be seen as one plank, only 100% sap wood is not allowed.



Sapwood is allowed , as wood grain continues, the 2 doors must be seen as one plank, only 100% sap wood is not allowed.



Sapwood is allowed , as wood grain continues, the 2 doors must be seen as one plank, only 100% sap wood is not allowed.



Sapwood is allowed , as wood grain continues, the 2 doors must be seen as one plank, only 100% sap wood is not allowed.



Sapwood is allowed , as wood grain continues, the 2 doors must be seen as one plank, only 100% sap wood is not allowed.



Sapwood is allowed , as wood grain continues, the 2 doors must be seen as one plank, only 100% sap wood is not allowed.



Wood and MDF combined, front side of MDF is not aged.




Surface of side is manually sandblasted, therefore it can and is allowed to differ in density, sides are not aged.




Dents and (artificial) cracks are made on purpose to create a lively look.



Dents and (artificial) cracks are made on purpose to create a lively look.



Dents and (artificial) cracks are made on purpose to create a lively look.



Dents and (artificial) cracks are made on purpose to create a lively look.



Sides are more smooth than surface. Grooves between connections are supposed to be there,



Sides are more smooth than surface. Grooves between connections are supposed to be there,



Cracks and knots are allowed to be filled by a matching or contrast filler as chosen by our R&D department,



Edges and corners of wood pieces are rounded off as a part of the aging.



These kind of artificial imperfections belong to this line and must be visible.



No wood part is smooth it needs to form a contrast with the "smooth" MDF corpus.




This is a natural knot , is allowed to be on the furniture , even on the side.



This is a natural knot , is allowed to be on the furniture , even on the side. his one is filled with a approved contrast filler.



Sandblasted surface of shelf , manual sandblasting, variety in density can occur.



Natural wood grain.



Filled wood crack, ok.



Color of wood is created by smoking, difference in harness of wood creates other color. Therefore there is a certain wood range. Sap wood has a different reaction to the smoking than old wood.



Color of wood is created by smoking, difference in harness of wood creates other color. Therefore there is a certain wood range. Sap wood has a different reaction to the smoking than old wood.



Color of wood is created by smoking, difference in harness of wood creates other color. Therefore there is a certain wood range. Sap wood has a different reaction to the smoking than old wood.



Color of wood is created by smoking, difference in harness of wood creates other color. Therefore there is a certain wood range. Sap wood has a different reaction to the smoking than old wood.



Grips are to be mounted by customer.



Wood front in variety in color.




Turning top on coffee table.



Table top side view. There will always be a small opening between top and leg. This cannot be avoided.



There will always be a small opening between top and leg. This cannot be avoided.



MDF/wood top connected together. Some difference in width can occur due to wood working. Woodworking is due to humidity and temperature in house.



1102/04

Opening between connection is allowed to have the width of a creditcard.



MDF/wood top connected together. Some difference in width can occur due to wood working. Woodworking is due to humidity and temperature in house.



Table top.



Grain is continuing on doors and drawers.



margins between doors can be adjusted by the adjustable hinges.



Color and sap wood variations are in ranges and can differ per item,



Color and sap wood variations are in ranges and can differ per item,



Metal anti-bending for doors.



Adjustable ,
soft closing
hinges.



Adjustable soft
closing hinges.




Foot switch and plug.



Metal grip to be mounted by customer.



Wheels for coffee table ,
to be
assembled by
customer.



Wheel with
brake.



Wheel without
brake.



Soft closing
drawer guide,




Telescopic ,
metal soft
closing drawer
guide.



Fall front with
retarding
elbow hinges.

Fall front with
retarding
elbow hinges.





Metal magnet catcher.



Screws for grip assembly.



Inserted magnet.
(later production magnets will be left out)



5th and 6th leg to prevent bending. To be assembled by customer.



LED light spot
Color reflection is different to LED strips. This is caused by light absorption and different reflection of MDF and Wood.



LED light spot
Color reflection
is different to
LED strips. This
is caused by
light absorption
and different
reflection of
MDF and Wood.




LED light strip
Color reflection
is different to
LED strips. This
is caused by
light absorption
and different
reflection of
MDF and Wood.



Plug and foot switch.



Connector.



LED light strip
Color reflection
is different to
LED strips. This
is caused by
light absorption
and different
reflection of
MDF and Wood.



LED light strip
Color reflection
is different to
LED strips. This
is caused by
light absorption
and different
reflection of
MDF and Wood.



Filled knot,
color chosen
by R&D,
allowed to be
level or a little
below surface.



Filled knot,
color chosen
by R&D,
allowed to be
level or a little
below surface.



Filled knot,
color chosen
by R&D,
allowed to be
level or a little
below surface.



Filled knot,
color chosen
by R&D,
allowed to be
level or a little
below surface.



Allowed,
partly filed
crack.




Allowed
cracks, is
evident for the
look of this
line.



Open knot ,
allowed,
evident for the
look of this
line.



This is not
damage , but
evident for the
line.



Allowed open knot.



Allowed open knot.